

DX Operational Intelligence SaaS 21.07.1

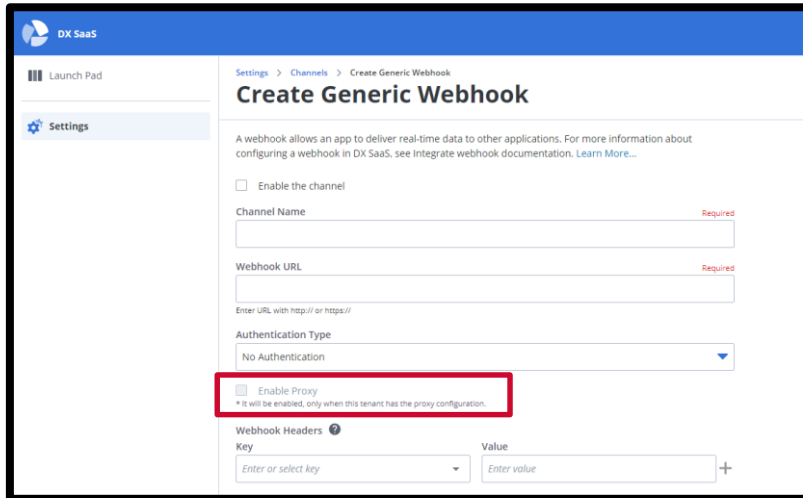
What's New

July 26th, 2021

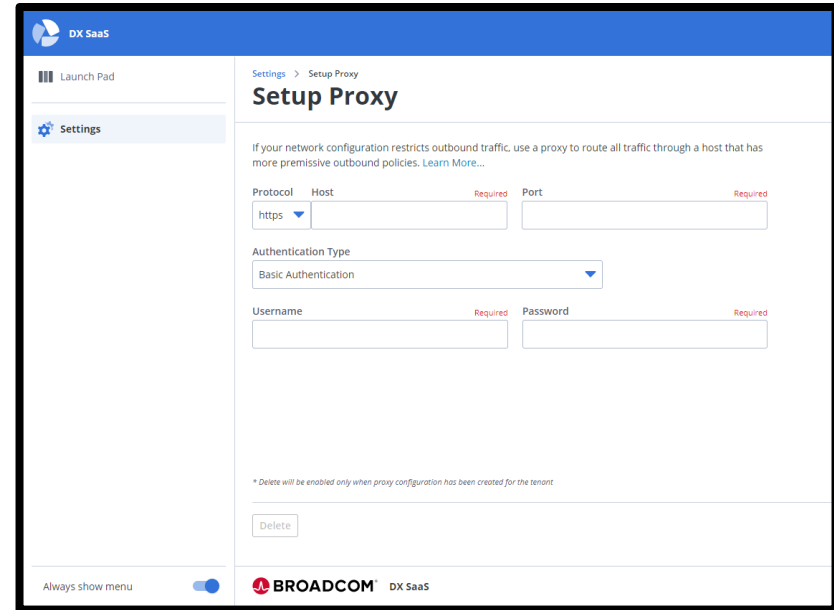


Enable Proxy Configuration

- Proxy configuration is available for outbound communications including webhook, ticketing and slack
- Once configured it can be enabled for the channels easily



The screenshot shows the 'Create Generic Webhook' page in the DX SaaS interface. The page includes a sidebar with 'Launch Pad' and 'Settings'. The main content area has a breadcrumb trail: 'Settings > Channels > Create Generic Webhook'. Below this, there is a description of webhooks and a list of configuration options. The 'Enable Proxy' checkbox is highlighted with a red box, and a note below it states: '* It will be enabled, only when this tenant has the proxy configuration.' Other options include 'Enable the channel', 'Channel Name', 'Webhook URL', 'Authentication Type', and 'Webhook Headers'.



The screenshot shows the 'Setup Proxy' page in the DX SaaS interface. The page includes a sidebar with 'Launch Pad' and 'Settings'. The main content area has a breadcrumb trail: 'Settings > Setup Proxy'. Below this, there is a description of proxy configuration and a form with the following fields: 'Protocol' (dropdown menu), 'Host' (text input), 'Port' (text input), 'Authentication Type' (dropdown menu), 'Username' (text input), and 'Password' (text input). A 'Delete' button is located at the bottom of the form. The footer of the page includes the text 'Always show menu' and the Broadcom logo.

Message Templates: Situation Alarms

- Custom Message Template support for **Situation Alarms**
- All Situation attributes available within policy UI
- Template may be built using the recently introduced attribute selector

Settings > Message Templates > Create Template

Create Template

Create a custom alarm messages to use in outgoing communications. Message may include variables for data

Filter... All Alarm Service Alarm Situation

RCA Scores

Root Cause Count

Root Cause Message

Root Cause Relative Confidence

Root Cause Severity

Root Cause Sub Cluster Id

Required

Custom Message Add Variables Required

Unique Id: [\\${unique_id}](#)
Timestamp: [\\${timestamp}](#)
Status: [\\${status}](#)
Severity: [\\${severity}](#)

Root Cause Message: [\\${rc_name}](#)
Root Cause Relative Confidence: [\\${rc_confidence_score}](#)
Root Cause Severity: [\\${rc_severity}](#)
Root Cause Sub Cluster Id: [\\${rc_subClusterId}](#)

Monitored Inventory – Details Pane

- Monitored Inventory view introduces the details pane as a side modal window allowing the users to view all related information within a single screen and navigate contextually to alarms or maintenance schedules if any

The screenshot shows the 'Monitored Inventory' view in the DX Operational Intelligence interface. The main table lists various entities with columns for Entity, IP Address, Source, Services, and Type. A details pane is open on the right, showing the 'Entity Details' for the selected entity, including 18 total attributes. The details pane is highlighted with a red border.

Entity	IP Address	Source	Services	Type
/inventory/check checkitem		Application Performance Ma...	test7, Synthetic Trans...	
/jtixchange_web/shop/addItemToCart.shtml		Application Performance Ma...	Synthetic Transaction...	
/jtixchange_web/shop/checkout.shtml		Application Performance Ma...	Synthetic Transaction...	
/jtixchange_web/shop/index.shtml		Application Performance Ma...	Synthetic Transaction...	
/jtixchange_web/shop/newOrder.shtml		Application Performance Ma...	Synthetic Transaction...	
/jtixchange_web/shop/newOrderForm.shtml		Application Performance Ma...	Synthetic Transaction...	
/jtixchange_web/shop/signon.shtml		Application Performance Ma...	Synthetic Transaction...	
/jtixchange_web/shop/signonForm.shtml		Application Performance Ma...	Synthetic Transaction...	
/jtixchange_web/shop/viewCategory.shtml		Application Performance Ma...	Synthetic Transaction...	
/jtixchange_web/shop/viewProduct.shtml		Application Performance Ma...	Synthetic Transaction...	
1.1.1.25	1.1.1.25	CAPC		

Entity Details: 18 Total Attributes

- agentDomain: SuperDomain
- applicationname: TIXCHANGE Web
- AXAAppName: Ticketing
- containerid: 2086503b865b0e97516fd
- endUser: Client

Alarms: 1 Open

Alarm Analytics: 'Created' Timestamp Column

- 'Created' timestamp column included within 'All alarms' page

All alarms 50 of 74 displayed

Filter +

All alarms | All Queues | Insights ^

Distribution

By entity type

- Worksta... (14.86%)
- Firewall (1.35%)
- All Others (83.79%)

By severity

- Critical (27.03%)
- Major (71.62%)
- Minor (1.35%)

Pinned Queues

Queue	Total	▲	◆	!	ⓘ	⊛
All alarms (defa...	74	20	53	1	0	0

Top alarming Entity(s) v

Entity	Count
jtixchange ...	
node2	
TxChange...	
node2 ap...	
TxChangeS...	

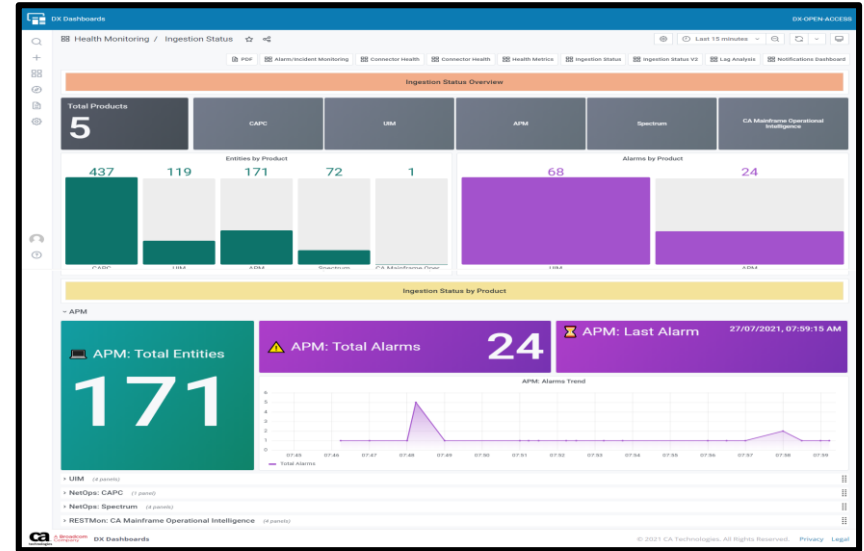
<input type="checkbox"/>	▲	Alarm type	Message	Entity(s)	Service(s)	Source	🔌 Ticket	Owner	Last updated	Created
<input type="checkbox"/>	⚠️	Fault	VMWARE VCENTER ...	nsx-vcenter	Netops service	Spectrum		Unassigned	Jun 17, 2021 5:25 AM	Jun 10, 2021 2:22 AM
<input type="checkbox"/>	🚨	Fault	DEVICE HAS STOPP...	nsx-vcenter	Netops service	Spectrum		Unassigned	Jun 17, 2021 5:25 AM	Jun 10, 2021 1:25 AM

Capacity Analytics: UI scale improvements

- **Configuration Page:**
 - Support for listing up to 20K services
- **Metric Configuration Page:**
 - Support listing corresponding metrics (at least 80K metrics)
- **Overview Page:**
 - Support listing all Services (20K) enabled for Capacity Analytics

Health Dashboards for Tenant Admins

- OOTB Dashboards have been introduced that provides:
 - List of integrated sources
 - Total Uptime
 - Last Time data was received for Alarms, Performance, and Inventory



Miscellaneous

- Continuous vulnerability scan related fixes
- Defect fixes

Please refer [Release Notes](#) for more details



BROADCOM®

connecting everything®